

**RUSH
WITT &
WILSON**



**16 Ashted Towers Sutton Place, Bexhill-On-Sea, East Sussex TN40 1PE
£225,000**

A beautifully presented seafront third floor flat with two double bedrooms, stunning views over the English Channel, garage, lift, kitchen/breakfast room, south facing balcony, gas central heating system, double glazed windows and doors, share of freehold. Viewing comes highly recommended by Rush Witt & Wilson, Sole Agents.



Communal Entrance Lobby

With intercom system which leads to:

Communal Entrance Hallway

Stairs and lift up to the third floor.

Private Entrance Lobby

Hanging space for coats.

Entrance Hallway

Single radiator, built-in storage cupboards.

Living Room

18'5 x 12'11 (5.61m x 3.94m)

Patio doors lead out onto a southerly facing sun balcony with stunning views over the English Channel, two double radiators.

Kitchen/Breakfast Room

12' x 9'1 (3.66m x 2.77m)

Fitted kitchen comprising a range of base and wall units with laminate straight edge worktops, single drainer stainless steel sink unit with mixer tap, plumbing for washing machine, space for fridge, built-in oven and grill with induction hob, extractor canopy and light, tiled splashbacks, additional space for freezer, single radiator, window overlooks the front elevation.

Bedroom One

12'5 x 10'8 (3.78m x 3.25m)

Window to side elevation with views over Galley Hill and the English Channel, single radiator, built-in wardrobe cupboard.

Bedroom Two

10'9 x 9'11 (3.28m x 3.02m)

Window to rear elevation, single radiator, built-in wardrobe cupboards.

Bathroom

Suite comprising panelled bath with hand shower attachment and fixing with shower shield, w.c. with concealed cistern, wash hand basin with vanity unit beneath, single radiator, obscure glass window to the rear elevation and tiled walls.

Outside**Garage En-Bloc****Communal Gardens**

To the front of the property which are mainly laid to lawn.

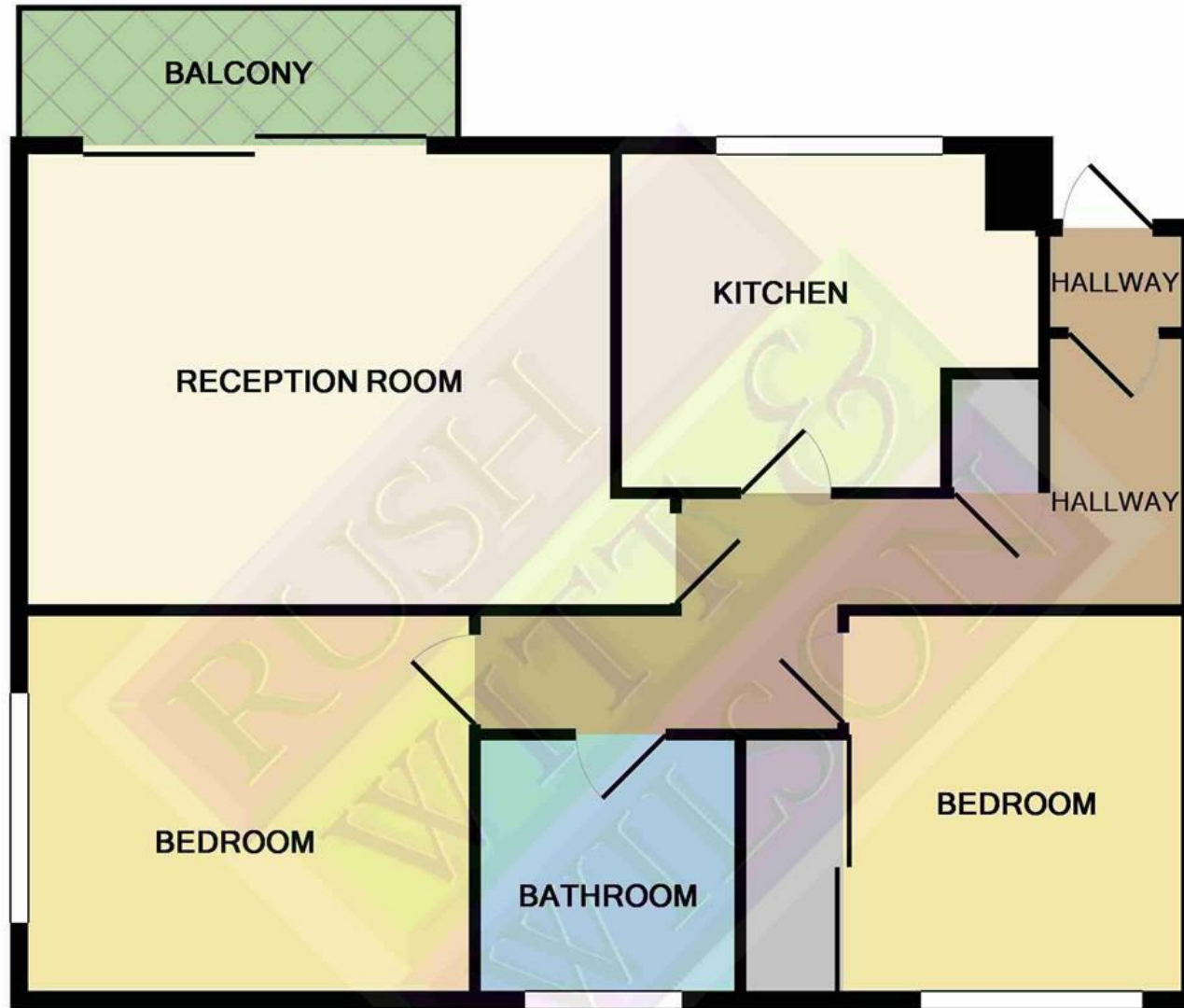
Maintenance Details

Share of the Freehold, the maintenance is approximately £825 every six months and we have been advised that the Lease is approximately 90 years remaining.

Agents Note

None of the services or appliances mentioned in these sale particulars have been tested. It should also be noted that measurements quoted are given for guidance only and are approximate and should not be relied upon for any other purpose

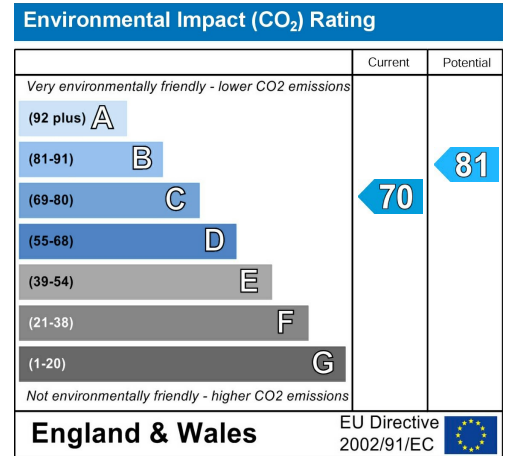
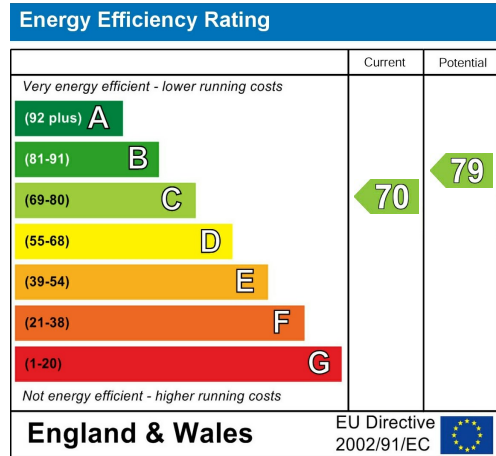




TOTAL APPROX. FLOOR AREA 741 SQ.FT. (68.8 SQ.M.)

Whilst every attempt has been made to ensure the accuracy of the floor plan contained here, measurements of doors, windows, rooms and any other items are approximate and no responsibility is taken for any error, omission, or mis-statement. This plan is for illustrative purposes only and should be used as such by any prospective purchaser. The services, systems and appliances shown have not been tested and no guarantee as to their operability or efficiency can be given

Made with Metropix ©2018



**RUSH
WITT &
WILSON**

**Residential Estate Agents
Lettings & Property Management**



**3 Devonshire Road
Bexhill-on-Sea
East Sussex
TN40 1AH
Tel: 01424 225588
bexhill@rushwittwilson.co.uk
www.rushwittwilson.co.uk**